





Basket Fans

For optimal circulation and a fresh breeze



Multifan Basket Fans

For optimal air circulation

With the extensive program of Multifan Basket Fans, we offer a wide range of energy efficient circulation fans for the agricultural, horticultural and industrial markets. Compared to other circulation fans, the Basket Fans cover a wider area. This is ideal for creating a uniform indoor climate, or to create a wind chill effect for livestock and employees during hot summers. In industrial applications, the basket fans ensure an optimal performance of the production line by cooling products down faster and more gradually.



Why choose this fan

- Most powerful air circulation and distribution
- Easy to manage at low costs
- Easy installation
- Easy maintenance
- 3-year warranty on the motor



Features


- Available range: 20, 24, 28, 36 and 50 inch
- High level of air movement: up to 27,050 cfm at 0 SP
- High throw: up to 466 feet
- Frequency and transformer controllable
- High efficiency: up to 25.8 cfm/watt
- Low noise
- IP55 motor (water and dust resistant)
- CE-wire guards for 20, 24, 28 and 36 inch Basket Fans

Applications

- Agricultural: Pigs, Poultry and Dairy
- Horticultural: Greenhouses
- Industrial

Options available

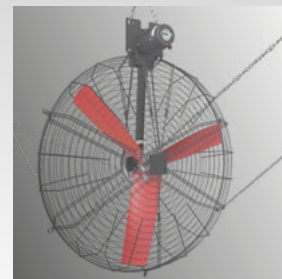
- 50 inch Basket Fan fastening set for easy installation (2 chains, 23 feet each and fastening hooks)
- Wall and ceiling brackets for 20, 24, 38 inch Basket Fans
- Wall bracket for 50 inch Basket Fans
- FXCIRC articles are standard with a white wireguard, optional available with a black or stainless steel wireguard
- Basket Fans for high ambient temperatures on request



Basket Fan range
50, 36, 28, 24 and 20 inch



Options available: Wall and ceiling brackets
for 20, 24, 28 and 50 inch Basket Fans



Options available: Fastening set
for 50 inch Basket Fan



Technical data single-phase

Article	ø (inch)	Power supply			(n) RPM	P _{in} (W)	I _{nom} (A)	Q _v (cfm) *	Throw (feet) **	cfm/watt @0SP	dB(A) ***	Control options ****
		~	V	Hz								
K4E50K0M61100	20	1~	120V	60Hz	1,675	265	2.4	4,370	197	16.5	-	E / T
FXCIRC20-3/120	20	1~	120V	60Hz	1,645	320	2.9	4,470	197	14.0	-	E / T
K4E50K1M11100	20	1~	230V	60Hz	1,670	260	1.2	4,570	197	17.6	-	E / T
FXCIRC20-3/230	20	1~	230V	60Hz	1,600	410	2	6,090	269	14.9	-	E / T
K6E63K0M61100	24	1~	120V	60Hz	1,115	270	2.6	5,690	197	21.1	-	E / T
FXCIRC24-3/120	24	1~	120V	60Hz	1,590	340	3.1	6,730	236	19.8	-	E / T
K6E63K1M11100	24	1~	230V	60Hz	1,110	260	1.2	5,870	200	22.6	-	E / T
FXCIRC24-3/230	24	1~	230V	60Hz	1,590	370	1.7	6,770	236	18.3	-	E / T
K6E71K0M61100	28	1~	120V	60Hz	1,130	460	4.2	8,470	262	18.4	-	E / T
FXCIRC30-2/120	28	1~	120V	60Hz	1,015	795	6.9	9,700	302	12.2	-	E / T
K6E71K1M61100	28	1~	230V	60Hz	1,130	480	2.1	8,600	266	17.9	-	E / T
FXCIRC30-2/230	28	1~	240V	60Hz	1,000	600	2.8	8,650	269	14.4	-	E / T
K8E92K0M11100	36	1~	230V	60Hz	835	640	3.1	13,050	318	20.4	69	E / T
K4E13K0M11100	50	1~	240V	60Hz	505	1,050	4.7	27,050	466	25.8	62	-

Technical data three-phase

Article	ø (inch)	Power supply			(n) RPM	P _{in} (W)	I _{nom} (A)		Q _v (cfm) *	Throw (feet) **	cfm/watt @0SP	dB(A) ***	Control options ****
		~	V (Δ / Y)	Hz			Δ	Y					
FXCIRC20-3/3PH	20	3~	265/460V	60Hz	1,640	535	2.1	1.2	6,090	269	11.4	-	T / F
FXCIRC2433PH	24	3~	265/460V	60Hz	1,660	380	1.6	0.9	7,050	246	18.6	-	T / F
K6D71K0M11100	28	3~	220/380V	60Hz	1,120	420	1.7	1	4,870	262	11.6	-	T / F
K8D92K0M11100	36	3~	240/420V	60Hz	835	620	3.1	1.8	13,000	318	21	69	T
K4D13K1M11200	50	3~	240/420V	60Hz	505	1,150	3.7	2.2	26,950	463	23.4	62	F

* Electrical and air technical data are performed according AMCA standard 230-99

** Throw is the distance at which the peak velocity of the jet has fallen to 1.6 f/s (measured in an infinite room without obstructions)

*** Sound pressure level (LpA) at 23 feet distance from the center of the fan

**** Transformer Voltage Control (T), Frequency Control (F), Electronic / Triac / Solid State Voltage Control (E)

Dimensions (inch)

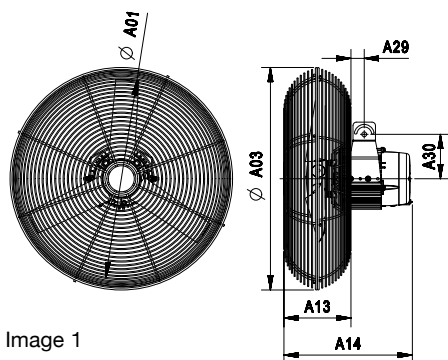


Image 1

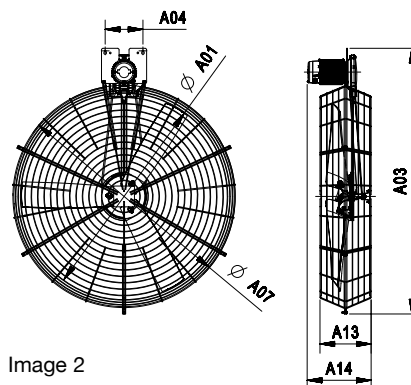


Image 2


ø (inch)	Image	A01	A03	A04	A07	A13	A14	A29	A30
20	1	20 1/4	22 3/4	-	-	6 3/4	13	1 1/8	4 1/2
24	1	24	27	-	-	8	13 3/4	1 1/8	4 1/2
28	1	28	32 3/4	-	-	9	16 1/4	1 1/8	4 1/2
36	1	35 3/4	38 3/4	-	-	10	16 3/4	1 1/8	4 1/2
50	2	50 1/2	65 1/2	9 1/4	54 3/4	12 1/2	15 3/4	-	-



Service

As a family business, we believe it is important to build long-term relationships with our customers. That is why we attach great importance to our customers being helped quickly and effectively when a problem arises. The QR code on the back of the fan motor is an ideal tool for this. By scanning this QR code, you get insight into the most important fan specifications and a list of spare parts.

In addition, we offer many extras online to support you. This includes specific product information and our online product selector, in which you can select the right fan for your specific situation. You can always contact us via www.vostermans.com/contact with questions, or follow us through our social media channels to stay up to date with the latest news.



Fans with a Dutch heart

The success of a fan is largely determined by the quality of the impeller and the motor. This is why we manufacture all Multifan and EMI products in our factories in Venlo, the Netherlands. It also allows us to further develop the manufacturing process efficiently and guarantee the highest quality standards. Because we get large fan components, such as the housing, from the customer's region, we are able to keep the price of our fans as competitive as possible.

Why choose Vostermans Ventilation:

LOYAL TO YOU

We care for your specific needs based on our long expertise. In close cooperation with you we secure your business outcomes.

RELIABLE

Since our foundation in the Netherlands in 1952, we maintain our reputation as reliable partner. Our carefully selected global network of independent distributors strive to deliver you dedicated service and expertise.

FUTURE PROOF

Our future proof approach, which combines energy efficiency solutions with robust quality and rigorous testing, is based on a genuine commitment to serve as a trusted partner.

Vostermans Ventilation is a global developer and manufacturer of sustainable axial fans for the agricultural and industrial market. Sustainability is key for Vostermans. Their premium brandlines Multifan and EMI are showcasing the drive for advanced energy efficient fans. The company applies continuous innovation and research in their own motor production facility and in house state of the art R&D department. Vostermans Ventilation, part of Vostermans Companies founded in 1952, is based in Venlo, the Netherlands and operates in USA, China and Malaysia.



VOSTERMANS
VENTILATION

YOUR SPECIALIST IN AIR

All rights reserved. Vostermans Companies is not responsible for inaccurate or incomplete data. In case of any questions and / or remarks please contact ventilation@vostermans.com. Subject to alterations 05/2023

Venlo - The Netherlands
Tel. +31 (0)77 389 32 32
ventilation@vostermans.com

Bloomington - USA
Tel. +1 309 827-9798
ventilation@vostermansusa.com

Tmn Klang Jaya - Malaysia
Tel. +60 (0)3 3324 3638
ventilation@vostermansasia.com

Shanghai - China
Tel. +86 21 5290 2889/2899
ventilation@vostermanschina.com